

190 SERIES

Light Duty Flow Gauge Regulators

Gas Welding & Cutting Apparatus

190AR1 Series Flow Gauge Regulators

Model 190AR1 Series Flow Gauge Regulators are designed for light duty MIG applications to provide accurate regulation of gas flow, and reliable performance in commercial, industrial and laboratory applications.

- 2" flow gauge for easy reading
- Body machined from class "A" brass
- Chrome plated housing cap
- Internal pressure relief design
- Sintered bronze inlet filter
- Plastic adjustment knob for smooth "easy touch" flow settings
- 0 - 50 SCFH argon (Ar) flow
- Weight: 1 lb 15 oz
- UL listed



190AR1

Model Number	Gas Service	Flow Capacity (SCFH)	Inlet Gauge	Outlet Gauge	Inlet Connection	Outlet Connection
190AR1-50	ARGON, AR/CO ₂ MIX	0-50	NONE	2", 50SCFH	CGA580	5/8" - 18RH(F), .032 ORIFICE
190AR1-50-B						3/16" BARB, .032 ORIFICE
190AR1-50-P						5/32" PUSH-IN-TUBE, .032 ORIFICE

1 psi = 0.00689 MPa = 6.895 kPa = 0.06895 bar = 0.07 kgf / cm². 1 scfh = 0.0283 m³/h = 0.472 LPM

190 Series Flow Gauge Regulators

Model 190 Series "MIG METER" Flow Gauge Regulators are designed for MIG & TIG applications to provide accurate regulation of gas flow. They are ideal for commercial, industrial and laboratory applications.

- 2" gauges for easy reading
- Forged brass body and housing cap
- Chrome plated housing cap
- Internal pressure relief design
- Accurate measurement of gas flow up to 50 SCFH
- Choice of inlet connections for argon (CGA 580) or carbon dioxide (CGA 320)
- Plastic adjustment knob for smooth "easy touch" flow settings
- Weight: 2 lbs 3 oz
- UL listed



190AR

Model Number	Gas Service	Flow Capacity (SCFH)	Inlet Gauge	Outlet Gauge	Inlet Connection	Outlet Connection
190AR-50	ARGON, AR/CO ₂ MIX	0-50	2", 4000PSI	2", 50SCFH	CGA580	5/8" - 18RH(F), .032 ORIFICE
190AR-50-B						3/16" BARB, .032 ORIFICE
190AR-50-P						5/32" PUSH-IN-TUBE, .032 ORIFICE
190CD-45	CARBON DIOXIDE	0-45	2", 4000PSI	2", 50SCFH	CGA320	5/8" - 18RH(F), .032 ORIFICE

1 psi = 0.00689 MPa = 6.895 kPa = 0.06895 bar = 0.07 kgf / cm². 1 scfh = 0.0283 m³/h = 0.472 LPM

191 Series Flowmeter Regulators

Model 191 Series Flowmeter Regulators are designed for MIG & TIG applications to provide accurate regulation of gas flow. They are also ideal for commercial, industrial and laboratory applications.

- Combination of regulator and flowmeter as one compact unit
- Regulator is preset at 50PSIG
- Piston-type construction
- Body machined from class "A" brass
- Internal pressure relief valve
- Polycarbonate flow tube and hood are impact resistant for maximum durability and service life
- Calibrated for argon, CO₂, helium, nitrogen, air, and 75% argon / 25% CO₂ mixed gases
- Backpressure compensated to ensure accurate readings when line restrictions are present
- Sintered bronze inlet filter
- Comes with 5/8"-18RH Female fitting (with the attached Adaptor) and 9/16"-18RH
- Male fitting (without adaptor)
- Weight: 1 lbs 10 oz
- Conforms to CGA E-4 Standard for Gas Pressure Regulators



191

Model Number	Gas Service	Outlet Pressure Preset (PSI)	Inlet Gauge	Flowmeter (SCFH)	Inlet Connection	Outlet Connection
191AR-60	ARGON, AR/CO ₂ MIX	50	1-1/2", 4000PSI	60	CGA580	5/8" - 18RH(F) 9/16" - 18RH(M)
191HE-150	HELIUM			150	CGA580	
191CD-60	CARBON DIOXIDE			60*	CGA320	
191NR-70	NITROGEN			70	CGA590	
191QR-70	AIR			70	CGA590	

*Maximum Actual Flow 30SCFH with Continuous Cold Carbon Dioxide

791AR-60 Flowmeter Regulator

791AR-60 Economical Flowmeter Regulator is designed for light duty MIG & TIG applications.

- Compact lightweight construction
- Piston-type construction
- Forged Brass Body
- Calibrated for argon, and 75% argon / 25% CO₂ mixed gases
- Backpressure compensated to ensure accurate readings
- Sintered bronze inlet filter
- Compact Inlet Gauge



791AR

Model Number	Gas Service	Outlet Pressure Preset (PSI)	Inlet Gauge	Flowmeter (SCFH)	Inlet Connection	Outlet Connection
791AR-60	ARGON, AR/CO ₂ MIX	50	1-1/2", 4000PSI	60	CGA580	5/8" - 18RH(F)

198CD-60 Electrically Heated Flowmeter Regulator for CO₂

Model 198CD-60 Electrically-Heated Flowmeter Regulator for CO₂ is designed for applications requiring high gas flow rates, up to 60 SCFH without freezing.

- Regulator is preset at 50 PSI
- Thermostatically-controlled built-in electric heater keeps the CO₂ warm and provides continuous duty cycle without freezing
- 110VAC / 190W heater is standard
- Voltage output will vary in some locations.
- Please specify your voltage requirements when ordering
- Flowmeter is backpressure compensated to ensure accurate reading when line restrictions are present
- Forged brass body and housing cap
- Sintered bronze inlet filter
- Weight: 4 lbs 11 oz



198CD-60

Model Number	Gas Service	Outlet Pressure Preset (PSI)	Inlet Gauge	Flowmeter (SCFH)	Inlet Connection	Outlet Connection
198CD-60	CARBON DIOXIDE	50	2", 4000PSI	60	CGA320	5/8" - 18RH(F)

CAUTION: Use this regulator only with non-siphoned standard CO₂ cylinders

199CD-60 Radiator Flowmeter Regulator for CO₂

Model 199CD-60 Radiator-Type Regulator / Flowmeter for CO₂ is designed for applications requiring high gas flow rates, up to 60 SCFH without freezing.

- Flowmeter is backpressure compensated to ensure accurate reading when line restrictions are present
- Regulator is preset to deliver 50 PSI into the flowmeter which is calibrated to operate at 50 PSI
- Anodized aluminum body
- Sintered bronze inlet filter
- Weight: 4 lbs



199CD-60

Model Number	Gas Service	Outlet Pressure Preset (PSI)	Inlet Gauge	Flowmeter (SCFH)	Inlet Connection	Outlet Connection
199CD-60	CARBON DIOXIDE	50	2", 4000PSI	60	CGA320	5/8" - 18RH(F)

CAUTION: Use this regulator only with non-siphoned standard CO₂ cylinders

196 DUAL & 195FM SERIES

Dual Flowmeter Regulators & Flowmeters

Gas Welding & Cutting Apparatus

196 Series Dual Flowmeter Regulators

Model 196 Series Flowmeter Regulators are designed for MIG & TIG applications to provide accurate regulation of gas flow. They are also ideal for commercial industrial and laboratory applications.

- Regulator is preset at 50PSIG
- Body machined from class "A" brass
- Single-stage construction
- Monitoring two separate gas flow settings at the same time
- 2" gauge and two 195FM flowmeters
- Polycarbonate flow tube and hood are impact resistant for maximum durability and service life
- Calibrated for argon, helium and 75% argon / 25% CO₂ mixed gases
- Flowmeter is backpressure compensated to ensure accurate readings when line restrictions are present
- Sintered bronze inlet filter
- Weight: 4 lbs 10 oz
- Conforms to CGA E-4 Standard for Gas Pressure Regulators



196

Model Number	Gas Service	Outlet Pressure Preset (PSI)	Inlet Gauge	Flowmeter (SCFH)	Inlet Connection	Outlet Connection
196AR-60	ARGON, AR/CO ₂ MIX	50	2", 4000PSI	60	CGA580	5/8" - 18RH(F)
196HE-150	HELIUM			150		

195FM Series Flowmeters

Model 195FM Series Flowmeters are designed for accurate regulation of gas flow.

- Maximum inlet pressure 50PSI
- Body machined from class "A" brass
- Polycarbonate flow tube and hood are impact resistant for maximum durability and service life
- Backpressure compensated design ensures accurate readings when line restrictions are present
- Calibrated for argon, CO₂ and 75% argon / 25% CO₂ mixed gases at 50 PSI inlet pressure
- Easy to "fine-tune" flow settings with adjustable brass knob
- Weight: 1 lb 2 oz
- UL Listed



195FM

Model Number	Gas Service	Maximum Inlet Preset (PSI)	Flowmeter Range (SCFH)	Inlet Connection	Outlet Connection
195FM	ARGON, AR/CO ₂ MIX	50	0-60	1/4" NPT(M)	5/8" - 18RH(F)
195FM-5				5/8" - 18RH(M)	
195FM-9				9/16" - 18RH(F)	
195FM-7				7/8" - 14RH(F)	

229, 230, 230HB SERIES

Balloon Filler Regulators

Gas Welding & Cutting Apparatus

229 Series "Economy Balloon Blower"

Model 229 "Economy Balloon Blower" features straight through construction, rugged brass body, and "Piston Type" mechanism.

- Hand tight CGA 580 inlet connection with sintered bronze inlet filter
- 1-1/2" rear entry color-coded cylinder contents gauge on Model 229G
- Weight w/o gauge: 11.9 oz, w/gauge: 13.9 oz

Model Number	Inlet Connection	Inlet Gauge	Accessories
229	CGA580, HAND TIGHT	NONE	NONE
229G		1-1/2" 3000PSI REAR	



229



229G

230 Series "Balloon Blower"

Model 230 "Balloon Blower" features an all-rugged brass body, "Piston Type" mechanism, drilled and tapped for tie hook and string cutter. Body contains an additional 1/4" NPT port to accommodate a second filler valve if desired.

- Wrench tight CGA 580 inlet connection with sintered bronze filter valve
- 1-1/2" rear entry color-coded cylinder contents gauge on Model 230G, 230GA
- Weight w/o gauge: 1 lb 2 oz, w/gauge: 1 lb 4 oz

Model Number	Inlet Connection	Inlet Gauge	Accessories
230	CGA580	NONE	NONE
230A			TIE HOOK, STRING CUTTER
230G		1-1/2" 3000PSI REAR	NONE
230GA			TIE HOOK, STRING CUTTER



230

230GA

230HB Series "Balloon Blower"

Model 230HB "Balloon Blower" has an all-rugged brass body and, "Piston Type" mechanism. It is drilled and tapped for a tie hook and a string cutter. Body contains an additional 1/4" NPT port to accommodate a second filler valve if desired.

- Combination wrench/hand tight CGA 580 inlet connection with sintered bronze filter valve
- 1-1/2" rear entry color-coded cylinder contents gauge on Model 230HBG, and 230HBGA
- Weight w/o gauge: 1 lb 2 oz w/gauge: 1 lb 4 oz

Model Number	Inlet Connection	Inlet Gauge	Accessories
230HB	CGA580	NONE	NONE
230HBA			TIE HOOK, STRING CUTTER
230HBG		1-1/2" 3000PSI REAR	NONE
230HBGA			TIE HOOK, STRING CUTTER



230HB

230HBGA

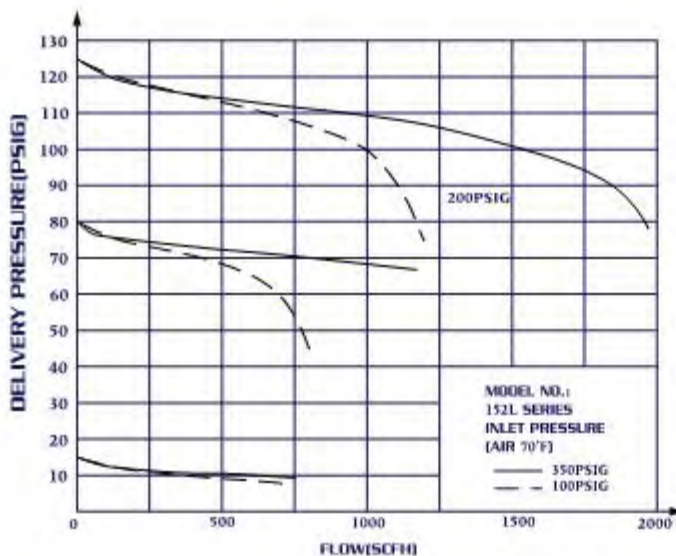
152L Series Pipeline Regulators

Designed for use with gas distribution systems in medium to heavy duty flow applications, with a maximum inlet pressure of 350 PSIG
NOT FOR USE ON CYLINDERS.

- Forged brass body and housing cap
- Single-stage construction
- Stem-type seat assembly for more reliable performance
- Delrin cap bushing for smooth adjustments
- 2" gauge for easy reading
- 2" diaphragm
- Weight: 2 lbs
- Conforms to CGA E-4 standard for gas pressure regulators



152L



Model Number	Gas Service	Maximum Inlet Pressure (PSI)	Maximum Delivery Pressure (PSI)	Inlet Gauge	Outlet Gauge	Inlet Connection	Outlet Connection
152LF-80	L.P. GAS	350	4-80	NONE	2", 100PSI	1/4"NPT(F) PORT	1/4"NPT(F) PORT
152LX-80	OXYGEN INERT GAS CO ₂ , AIR	350	4-80	NONE	2", 100PSI	1/4"NPT(F) PORT	1/4"NPT(F) PORT
152LX-125			5-125		2", 200PSI		
152LX-200			10-200		2", 400PSI		
152LY-15	ACETYLENE	350	2-15	NONE	2", 30PSI, RL	1/4"NPT(F) PORT	1/4"NPT(F) PORT

1 psi = 0.00689 MPa = 6.895 kPa = 0.06895 bar = 0.07 kgf / cm², 1 scfh = 0.0283 m³/h = 0.472 LPM

155 SERIES

Extra Heavy Duty Single Stage Regulators

Gas Welding & Cutting Apparatus

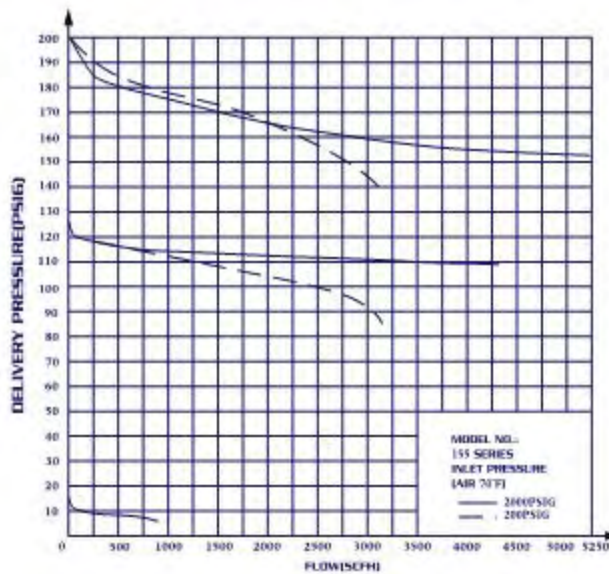
155 Series Single Stage Regulators

These extra heavy duty models are designed for heavy duty cutting, industrial applications, laboratory testing, manifold installations, etc.

- Single-stage construction
- Forged brass body and housing cap
- Delrin cap bushing for smooth adjustments
- Self re-seating external pressure relief valve on oxygen, inert gas, air, and hydrogen models
- Sintered bronze inlet filter
- 2-1/2" gauges for easy reading
- 3-1/4" diaphragm
- Weight: 7 lbs 10 oz
- Conforms to CGA E-4 standard for gas pressure regulators



155



Model Number	Gas Service	Maximum Inlet Pressure (PSI)	Maximum Delivery Pressure (PSI)	Inlet Gauge	Outlet Gauge	Inlet Connection	Outlet Connection
155F-125	L.P. GAS	400	5-125	2-1/2", 400PSI	2-1/2", 200PSI	CGA510	7/8" - 14LH(M)
155X-125	OXYGEN	3000	5-125	2-1/2", 4000PSI	2-1/2", 200PSI	CGA540	7/8" - 14RH(M)
155X-200			10-200		2-1/2", 400PSI		
155Y-15	ACETYLENE	400	2-15	2-1/2", 400PSI	2-1/2", 30PSI RL	CGA510	7/8" - 14LH(M)
155Y-15-3					CGA300		
155IN-125	INERT GAS (Ar, He, N ₂)	3000	5-125	2-1/2", 4000PSI	2-1/2", 200PSI	CGA580	7/8" - 14RH(M)
155IN-200			10-200		2-1/2", 400PSI		
155Q-125	AIR	3000	5-125	2-1/2", 4000PSI	2-1/2", 200PSI	CGA346	7/8" - 14RH(M)
155Q-200			10-200		2-1/2", 400PSI		
155H-200	HYDROGEN METHANE	3000	10-200	2-1/2", 4000PSI	2-1/2", 400PSI	CGA350	7/8" - 14LH(M)

1 psi = 0.00689 MPa = 6.895 kPa = 0.06895 bar = 0.07 kgf/cm², 1 scfh = 0.0283 m³/h = 0.472 LPM

853LCR SERIES

Liquid Cylinder Regulators

Gas Welding & Cutting Apparatus

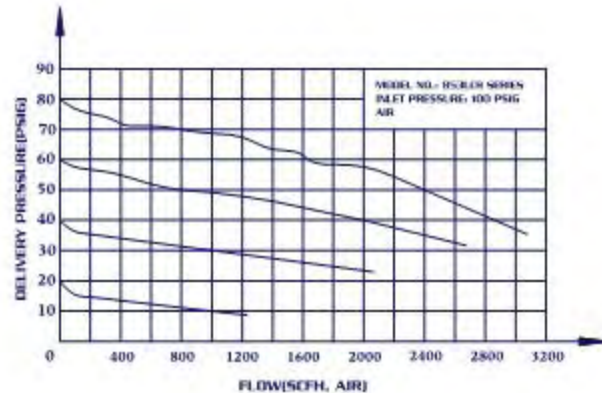
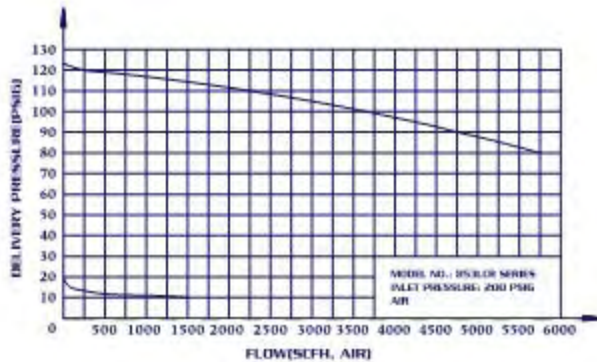
853LCR Series Single Stage Liquid Cylinder Regulators

853LCR Series Liquid Cylinder Regulators are specially designed for gaseous withdrawal from liquid cylinders of Oxygen, Carbon Dioxide and Nitrogen. Not for use on high pressure cylinders.

- Vapor side application on liquid cylinders or vessels
- 0-125 PSI delivery pressure
- 500 PSI maximum inlet pressure
- Large 2-3/4" stainless steel diaphragm
- 500 PSI external pressure relief valve on high pressure side
- Forged brass body and housing cap
- Delrin cap bushing for smooth pressure adjustment
- Stem-type seat assembly for more reliable performance
- Sintered bronze inlet filter
- 2-1/2" dual scale outlet gauge
- Conforms to CGA E-4 Standard for Gas Pressure Regulators



853LCR



Model Number	Gas Service	Maximum Inlet Pressure (PSI)	Maximum Delivery Pressure (PSI)	Inlet Gauge	Outlet Gauge	Inlet Connection	Outlet Connection
853LCRX-125	OXYGEN	500	5-125	NONE	2-1/2", 200PSI	CGA540	9-16" - 18RH(M)
853LCRIN-125	NITROGEN	500	5-125	NONE	2-1/2", 200PSI	CGA580	5/8" - 18RH(F)
853LCRCD-125	CARBON DIOXIDE	500	5-125	NONE	2-1/2", 200PSI	CGA320	5/8" - 18RH(F)

1 psi = 0.00689 MPa = 6.895 kPa = 0.06895 bar = 0.07 kgf / cm². 1 scfh = 0.0283 m³/h = 0.472 LPM